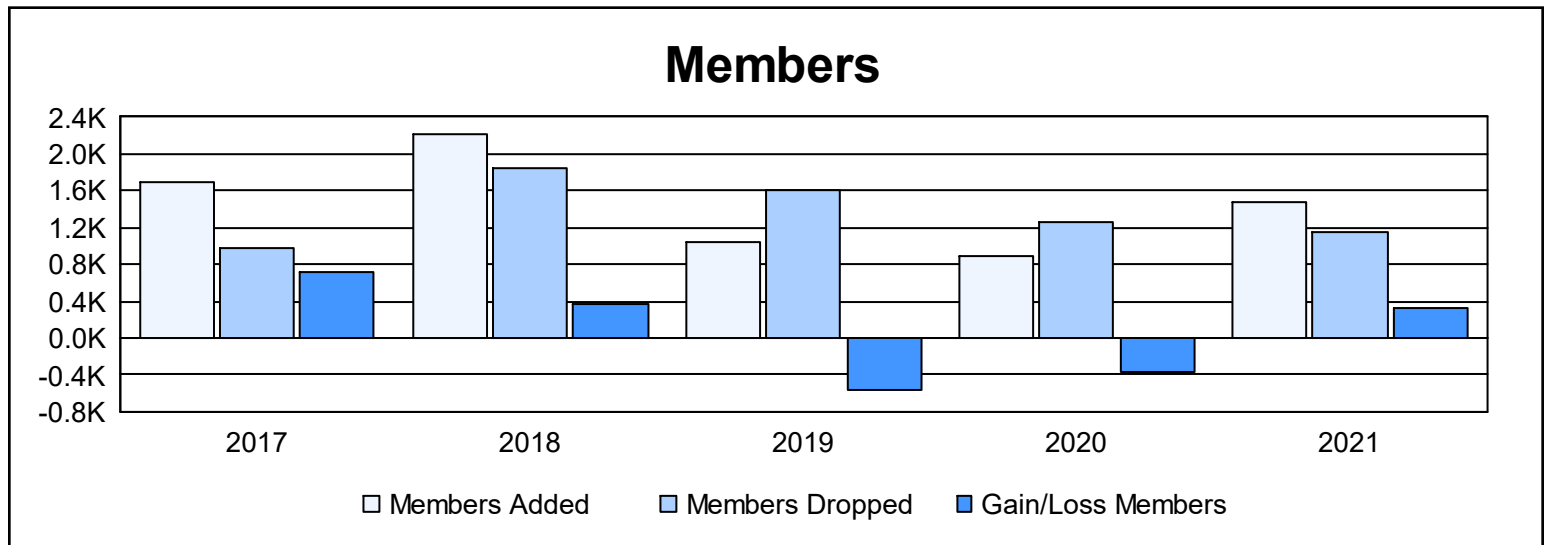
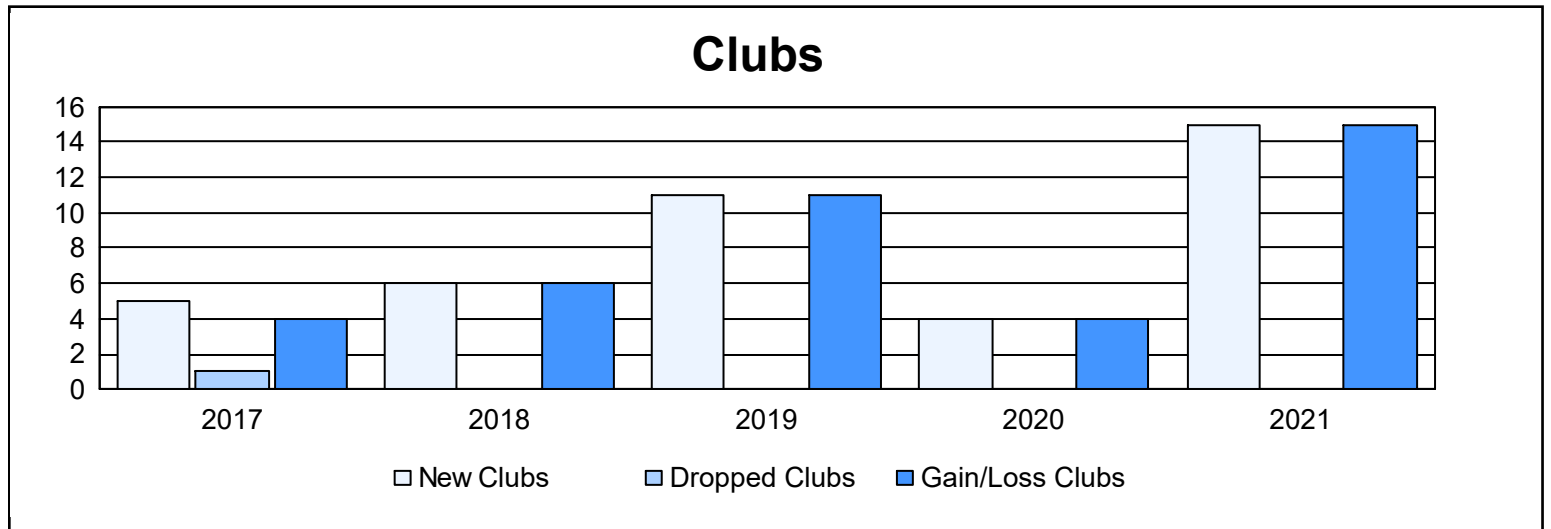
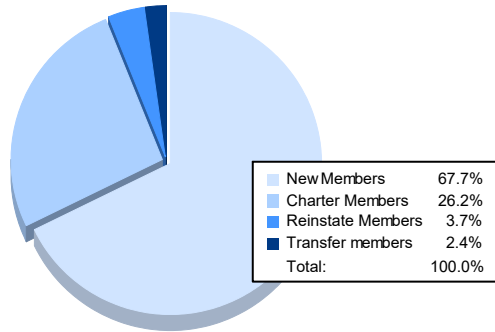


Year	New Clubs	Dropped Clubs	Gain/ Loss Clubs	New Members	Charter Members	Reinstate Members	Transfer Members	Total Member Added	Total Members Dropped	Gain/ Loss Members
2016-2017	5	1	4	1,394	148	122	29	1,693	971	722
2017-2018	6	0	6	1,658	223	284	52	2,217	1,841	376
2018-2019	11	0	11	472	402	158	15	1,047	1,611	-564
2019-2020	4	0	4	386	209	265	28	888	1,264	-376
2020-2021	15	0	15	1,004	389	55	35	1,483	1,147	336
Average	8	0	8	983	274	177	32	1,466	1,367	99



Membership Composition June 2021 Cumulative



Gender Composition June 2021 Cumulative

